





**RED CANYON
WILDLIFE
HABITAT
MANAGEMENT
AREA**

**RED CANYON
PUBLIC ACCESS
ROAD**

LEGEND

-  WHMA BOUNDARY
-  BLM LAND
-  STATE LAND
-  PRIVATE LAND